Unit: mm

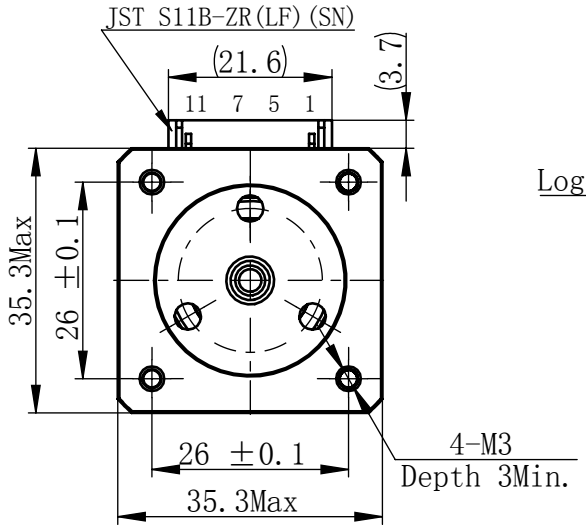

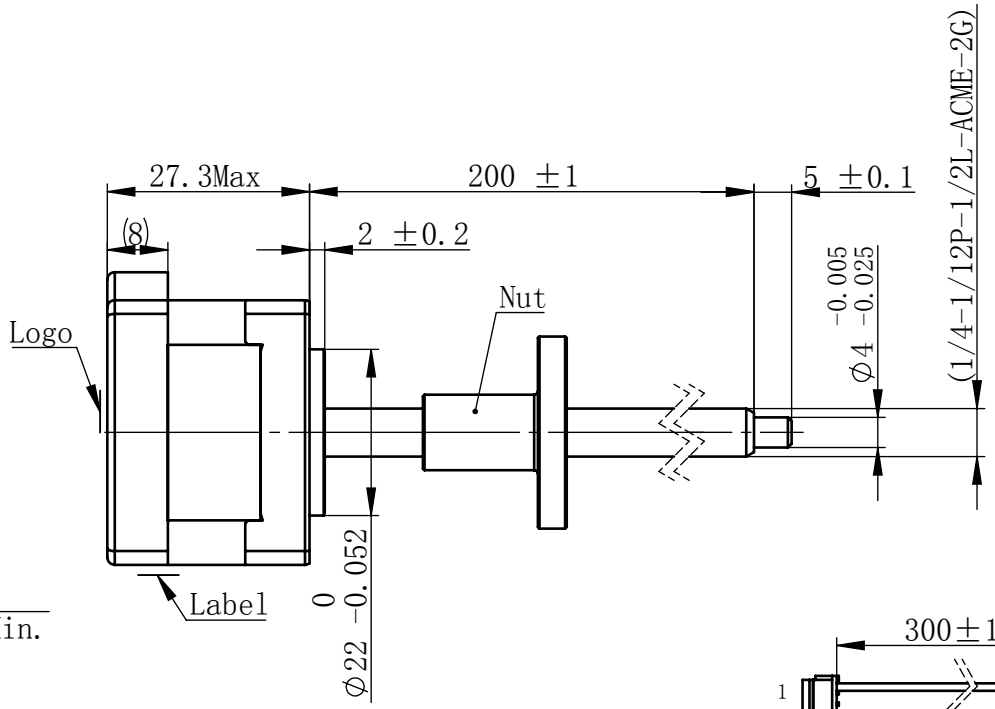

接线图
Wiring Diagram

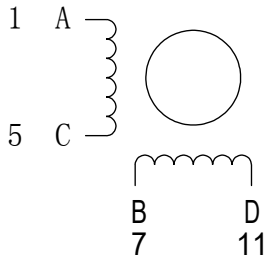

励磁顺序 vs.旋转方向
Exciting Sequence vs. Direction of Rotation

STEP	A	B	C	D
1	+	+	−	−
2	−	+	+	−
3	−	−	+	+
4	+	−	−	+

CW ↓ ↑ CCW

从安装面看为顺时针方向
Clockwise view from mouting side

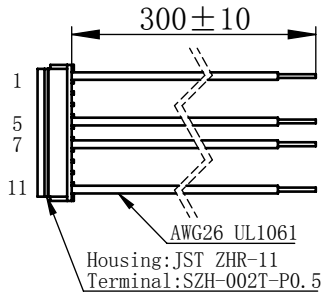

Nut

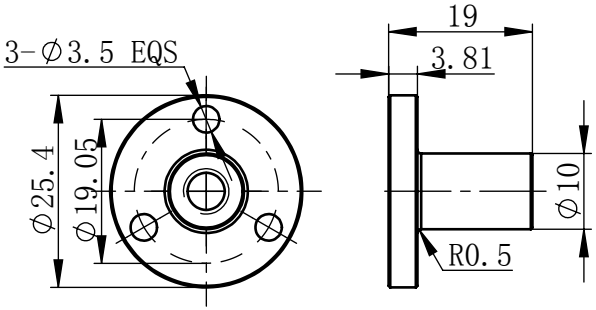

规格
Specifications

1	相数 Number Of Phase	2
2	步长 Linear Travel/Step	0.0635 mm（1.8°）
3	额定电压Rated Voltage	3.1 V DC
4	额定电流 Rated Current	1 Amp
5	额定推力 Rated Thrust	11 N(@300rpm,rated current)
6	相电阻 Phase Resistance	3.1 ohm±10%（20℃）
7	相电感 Phase Inductance	3.7 mH±20%（1kHz 1V rms）
8	转子惯量 Rotor Inertia	12 gcm^2
9	重量 Weight	0.15 Kg
10	绝缘等级 Insulation Class	B(130℃)
11	丝杠直径 Screw Diameter	6.35 mm
12	丝杠导程 Lead	12.7 mm

连接器针位vs.引线颜色
Pin No.vs.Lead Wire Colour

Pin No.	颜色 Colour
1	黑 BLA
5	绿 GRN
7	红 RED
11	蓝 BLU

电机标签
Motor label

LEAD SCREW MOTOR
14E2810E19-200-G
XXXXXXXX

批次号

备注Note:
螺纹丝杆及螺母在正常使用过程中，
若有少许粉尘掉落为正常现象。
It's normal phenomenon if there is a little dust fall off when using the lead screw and nut.

版本变更			
版本	变更说明	签名	日期

未标注线性尺寸和公差
Tolerance for linear and dimensions without individuel tolerance indications
GB/T 1804-M eqv ISO 2768-1:M

未标注形状与位置尺寸公差
Geometrical tolerance for features without individuel tolerance indications
GB/T 1184-K eqv ISO 2768-2:K

I. 请避免螺母脱离丝杠
Keep nut on screw.

II. 非专业人士请勿拆解电机
Avoide disassembly without qualification.

设计 Design		
校核 Check		
工艺 Process		
标准化 Standard		
批准 Approve		

First Angle Method

HDB 汉德保
www.hdbmotors.com

材料 Material	总图	比例 Scale	1:1
零件名 Part Name	直线步进电机	型号 Model NO.	14E2810E19-200-G
Page 1 of 1	版本 Version A0	物料号 Material NO.	