Unit: mm

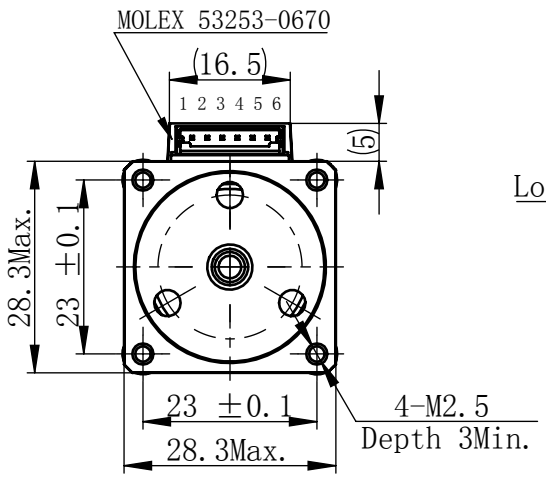

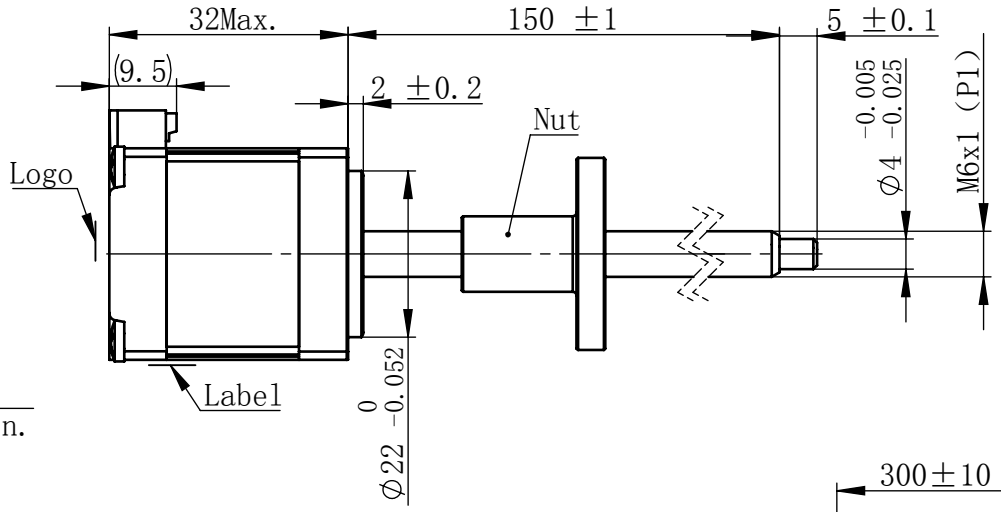

接线图
Wiring Diagram

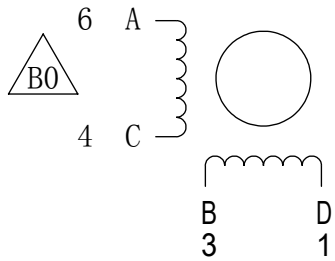

励磁顺序 vs.旋转方向
Exciting Sequence vs. Direction of Rotation

CCW

STEP	A	B	C	D
1	+	+	−	−
2	−	+	+	−
3	−	−	+	+
4	+	−	−	+

CW

从安装面看为顺时针方向
Clockwise view from mouting side

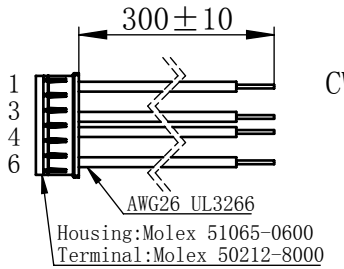

连接器针位vs.引线颜色
Pin No.vs.Lead Wire Colour

Pin No.	颜色 Colour
1	黑 BLA
3	绿 GRN
4	红 RED
6	蓝 BLU

电机标签
Motor label

LEAD SCREW MOTOR
11E3205W1-150-G
XXXXXXXX

批次号

备注Note:
螺纹丝杆及螺母在正常使用过程中，
若有少许粉尘掉落为正常现象。
It's normal phenomenon if there is a little dust fall off when using the lead screw and nut.

规格
Specifications

1	相数 Number Of Phase	2
2	步长 Linear Travel/Step	0.005 mm（1.8°）
3	额定电压Rated Voltage	5.5 V DC
4	额定电流 Rated Current	0.5 Amp
5	额定推力 Rated Thrust	47 N(@300rpm,rated current)
6	相电阻 Phase Resistance	10.9 ohm±10%（20℃）
7	相电感 Phase Inductance	9.7 mH±20%（1kHz 1V rms）
8	转子惯量 Rotor Inertia	9 gcm^2
9	重量 Weight	0.1 Kg
10	绝缘等级 Insulation Class	B(130℃)
11	丝杠直径 Screw Diameter	6 mm
12	丝杠导程 Lead	1 mm

Nut

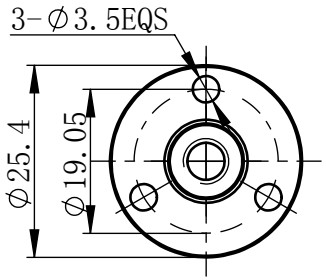

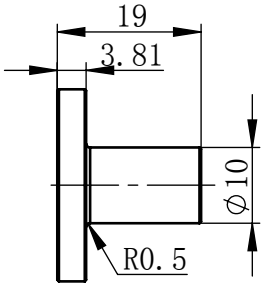

版本变更			
版本	变更说明	签名	日期
B0			

未标注线性尺寸和公差
Tolerance for linear and dimensions without individuel tolerance indications
GB/T 1804-M eqv ISO 2768-1:M

未标注形状与位置尺寸公差
Geometrical tolerance for features without individuel tolerance indications
GB/T 1184-K eqv ISO 2768-2:K

I. 请避免螺母脱离丝杠
Keep nut on screw.

II. 非专业人士请勿拆解电机
Avoide disassembly without qualification.

设计 Design		
校核 Check		
工艺 Process		
标准化 Standard		
批准 Approve		

First Angle Method

HDB 汉德保
www.hdbmotors.com

材料 Material	总图	比例 Scale	零件名 Part Name	直线步进电机
		1:1	型号 Model NO.	11E3205W1-150-G
Page 1 of 1	版本 Version B0		物料号 Material NO.	